



Extract from our online catalogue:

bks+6/FIU

Current to: 2016-11-18



The bks+ edge sensor facilitates the contact-free web edge scanning of foils, paper and other soundimpermeable materials.

HIGHLIGHTS

- › 2 housing designs › with 30 and 60 mm fork width
- › Available in 12 mm or 40 mm measurement range
- › IO-Link interface › for support of the new industry standard
- › 0.01 mm to 0.02 mm resolution
- › Very compact housing dimensions

BASICS

- › Contact-free detection of the path edge › for regulation of the web path
- › Analogue output 4–20 mA and 0–10 V › switchable between current and voltage output
- › 3 LEDs and 1 button on the top of the housing
- › Parameterisable with LinkControl
- › Robust metal housing

Description

The bks+ ultrasonic web edge sensor

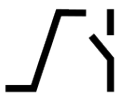
is a fork sensor for scanning the edges of sound-impermeable materials such as foil or paper.

This is why the bks+ is ideally suited for the web control of high-transparency foils, light-sensitive materials, materials with greatly varying transparency and paper subject to high paper dust loads.

The functional principle

Both transducer and receiver are placed in a single, slim fork housing. The transducer in the lower leg emits short, cyclical sound pulses. These are detected by the ultrasonic receiver in the upper leg of the fork. A material embedded in the fork covers the sound gap and thereby dampens the receiving signal in depending on the coverage. This is analysed by internal electronics.

An analogue signal is output depending of coverage, resp. data word via IO-Link.



1 Push-Pull switching output with pnp or npn switching technology and 1 analogue output 4–20 mA and 0–10 V

The working range for the bks+3/FIU is 12 mm and for the bks+6/FIU is 40 mm.

Using the Teach-in button

on the upper side of the edge sensor sets the zero point for the local edge. This calibration can be done in two ways:

- › clear the fork completely of any web material,
- › push the button for approx. 3 seconds
- › cover the fork sensor completely and push the button briefly (< 1s). Ready. Or
- › adjust the path edge within the fork to both markings so that 50 % of the sound gap is covered,
- › then push the button for approx. 6 seconds. Ready.

The edge sensor bks+3 has a fork width of 30 mm and a fork depth of 43 mm. The bks+6 web edge sensor has a fork width of 60 mm and a fork depth of 73 mm. Other fork widths and depths are available upon request. The housing side is equipped with two consistent bores for the edge sensor's mounting. The electrical connection is established via an M12 circular plug.

Three LEDs

show the position of the web material within the fork. When using light-sensitive materials, the LEDs can be switched off.



With a fork width of only 30 mm and 60 mm respectively and a depth of 33 mm and 73 mm respectively, it has a very compact design. Its working range of 12 mm and 40 mm respectively and its high accuracy of 0.1 mm permit a wide variety of applications.

Switching over

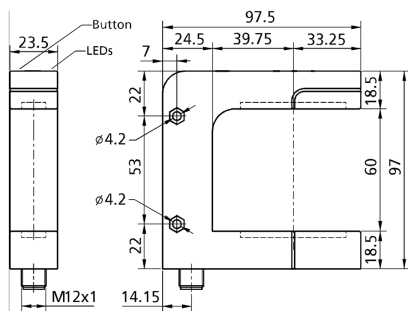
between current and voltage outputs is done by using the button or LinkControl. The bks+ is preset and can be used immediately. Optionally, it can also be comprehensively parameterised using LinkControl adapter LCA-2 (see accessories).

IO-Link version 1.1

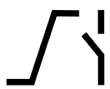
is integrated as standard.

bks+6/FIU

scale drawing



detection zone



1 x Push-Pull + 1 x analogue 4-20 mA / 0-10 V

working range	≥ 40 mm (± 20 mm)
design	fork-like
operating mode	path edge detection
particularities	IO-Link

ultrasonic-specific

means of measurement	pulse operation with amplitude evaluation
transducer frequency	310 kHz
blind zone	5 mm in front of transmitter and receiver
resolution/sampling rate	0,02 mm
reproducibility	± 0.1 mm at constant ambient conditions

electrical data

operating voltage U_B	20 - 30 V d.c., reverse polarity protection
voltage ripple	± 10 %
no-load current consumption	≤ 60 mA
type of connection	5-pin M12 initiator plug

bks+6/FIU

outputs

output 1	analogue output current: 4-20 mA / voltage: 0-10 V, short-circuit-proof switchable rising/falling
output 2	switching output Push-Pull, $U_B=3\text{ V}$, $-U_B=3\text{ V}$, $I_{\max} = 100\text{ mA}$
response time	6 ms
delay prior to availability	< 300 ms

inputs

input 1	com input synchronisation input teach-in input
---------	--

IO-Link

product name	bks+
product ID	6/FIU
SIO mode support	yes
COM mode	COM2 (38,4 kBaud)
min. cycle time	4 ms
format of process data	16 Bit, R, UNI16
content of process data	Bit 0-15: degree of coverage with 0.01 mm resolution
ISDU paramter	Teach-in via push-button, linearisation of the output characteristic curve, temperature compensation, standardization of measurement value, analogue output mode, rising/falling output characteristic curve, NCC/NOC, Synchronisation via pin 5, automatic turning-off LEDs, repetition rate, measuring length, outer window limit characteristic curve, inner window limit characteristic curve, measurement filter, filter strength, centre of switching window, width of switching window, switch-on delay, switch-off delay, LED display
system commands	restore IO-Link parameter, sensor adjustment: fork cleared, sensor adjustment: fork 50 % covered, sensor adjustment: fork 100 % covered, load factory settings
IODD version	IODD Version 1.1

bks+6/FIU

housing

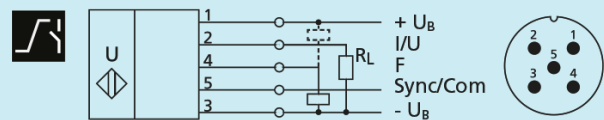
fork width	60 mm
fork depth	73 mm
material	zinc die-casting, plastic parts, PBT
ultrasonic transducer	polyurethane foam, epoxy resin with glass contents
class of protection to EN 60529	IP 65
operating temperature	+5°C to +60°C
storage temperature	-40°C to +85°C
weight	280 g

technical features/characteristics

controls	1 push-button
scope for settings	Teach-in via push-button LCA-2 with LinkControl IO-Link
particularities	IO-Link

documentation (download)

pin assignment



order no.

bks+6/FIU