

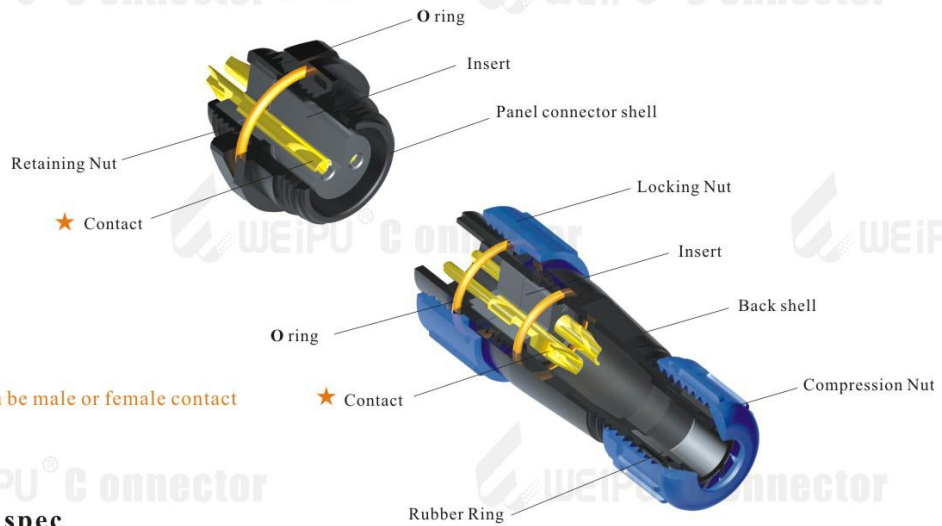


IP68

SP
13.17.21



● SP13/SP17/SP21 IP68 Threaded coupling



★ Each side can be male or female contact

Material and spec

Product type	Connector	Overmolded Cable Assemblies
Coupling	Threaded coupling	Threaded coupling
Shell material	Nylon66, fire resistance: V-0	PC, PVC, fire resistance: V-0; Locking nut material: Anodized aluminum
Insert material	PPS max temperature 260 °C, fire resistance: V-0	PPS max temperature 260 °C, fire resistance: V-0
Contact material	Brass with gold plating	Brass with gold plating
Termination	SP13: solder, SP17: solder/crimp, SP21: solder / screw/crimp	
Cable outer diameter range	SP13 I: 4-6.5mm SP13 II: 5-8mm SP17: 6-10mm SP21 I: 4.5-7mm SP21 II: 7-12mm	
IP rating	IP68	IP66
Mating cycle	>500	>500
Temperature range	-25°C~+85°C	-20°C~+85°C
Insulation resistance MΩ	2000	2000

**SP
13**

SP13 Series IP68

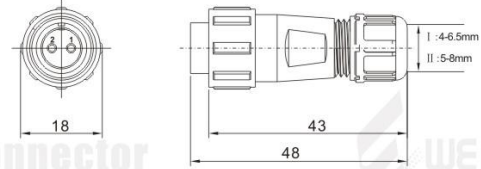
Cable connector

Mate with SP1311, SP1312



SP1310 / P

SP1310 / S



C: with cap, N: without cap
Cable outer diameter: I : 4-6.5mm , II :5-8mm
Number of contact: 2, 3, 4, 5, 6, 7, 9

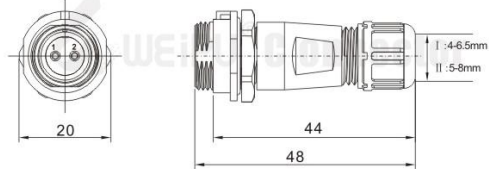
In-line cable connector

Mate with SP1310



SP1311 / P

SP1311 / S



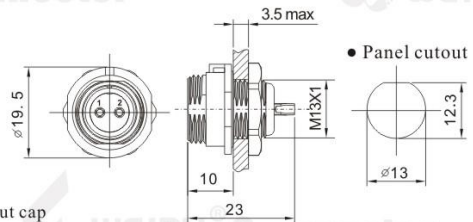
Front mount

Mate with SP1310



SP1312 / P

SP1312 / S



C: with cap, N: without cap
Number of contact: 2, 3, 4, 5, 6, 7, 9

Contact arrangement and spec for solder termination

Number of contact	2	3	4	5	6	7	9
Male contact face view							
Rated current (A)	13A	13A	5A	5A	5A	5A	3A
Contact diameter	∅ 1.6X2	∅ 1.6X3	∅ 1X4	∅ 1X5	∅ 1X6	∅ 1X7	∅ 0.7X9
Rated voltage (AC.V)	250V	250V	200V	180V	125V	125V	125V
Test voltage(AC.V) 1 min	1500V	1500V	1500V	1000V	1000V	1000V	1000V
Contact resistance mΩ	2	2	5	5	5	5	10
Wire size mm ² /AWG	≤2/14	≤2/14	≤0.785/18	≤0.785/18	≤0.785/18	≤0.785/18	≤0.785/18