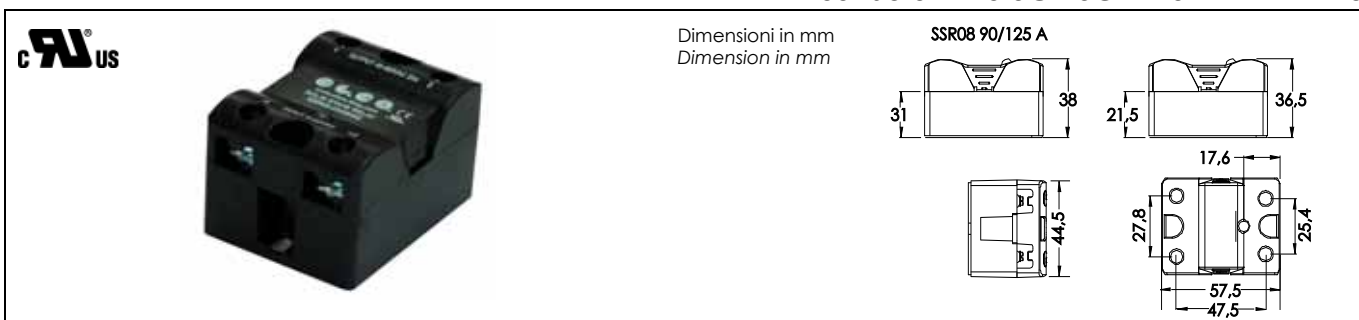


RELÈ STATICI A SCR SERIE SSR08 SSR08 SERIES SCR SOLID STATE RELAYS



Rev. 03-2018

TABELLA SELEZIONE RELÈ - RELAY SELECTION TABLE

TIPO DI COMMUTAZIONE ZERO CROSSING ZERO CROSSING COMMUTATION			
Corrente di uscita Output current	Tensione di uscita Output voltage	Tensione di ingresso Input voltage	Modello Model
10A	48-480 VAC	3-32 VDC	SSR08-10480A
40A	48-480 VAC	3-32 VDC	SSR08-40480A
TIPO DI COMMUTAZIONE ZERO CROSSING (BACK TO BACK SCR OUTPUT) ZERO CROSSING COMMUTATION (BACK TO BACK SCR OUTPUT)			
10 A	48-480 VAC	3-32 VDC	SSR08-10480AS
25 A	48-480 VAC	3-32 VDC	SSR08-25480AS
		90-280 VAC	SSR08-25480CS
40 A	48-480 VAC	3-32 VDC	SSR08-40480AS
		90-280 VAC	SSR08-40480CS
50 A	24-280 VAC	3-32 VDC	SSR08-50240AS
		90-280 VAC	SSR08-50240CS
	48-660 VAC (UL 48 - 600 VAC)	3-32 VDC	SSR08-50660AS
		90-280 VAC	SSR08-50660CS
75 A	24-280 VAC	4-32 VDC	SSR08-75240AS
		90-280 VAC	SSR08-75240CS
	48-660 VAC (UL 48 - 600 VAC)	4-32 VDC	SSR08-75660AS
		90-280 VAC	SSR08-75660CS
90 A	24-280 VAC	3-32 VDC	SSR08-90240AS
		90-280 VAC	SSR08-90240CS
	48-660 VAC (UL 48 - 600 VAC)	3-32 VDC	SSR08-90660AS
		90-280 VAC	SSR08-90660CS
125 A	24-280 VAC	3-32 VDC	SSR08-125240AS
		90-280 VAC	SSR08-125240CS
	48-660 VAC (UL 48 - 600 VAC)	3-32 VDC	SSR08-125660AS
		90-280 VAC	SSR08-125660CS

- * Led tensione ingresso
- * Corrente nominale 10/25/40/50/70/90/125 A
- * Commutazione zero crossing
- * Tensione di uscita fino a 660 VAC
- * Bassa corrente pilotaggio
- * Tensione di picco fino a 1.200 V
- * Isolamento ingresso uscite 4.000 V
- * Protezione con filtro RC
- * Omologazioni UL -CE

- * Input voltage led
- * Rated operational current up to 10/25/40/50/70/90/125 A
- * Commutation zero crossing
- * Output voltage from up to 660 VAC
- * Low control current
- * Peak voltage up to 1,200 V
- * 4,000 V input-output insulation
- * RC filter protection
- * UL and CE certification

CONFORMI ALLE NORMATIVE EC/ EC REFERENCE STANDARDS

CERTIFICAZIONI UL-CSA / UL-CSA CERTIFICATION
File-N. E234472

ACCESSORI - ACCESSORIES

ACCESSORI - ACCESSORIES FOR SOLID STATE RELAYS pag. 68

VARISTORI (MOV) - METAL OXIDE VARISTORS (MOV.) pag. 68

DISSIPATORI - HEAT SINK pag. 68

DATI TECNICI USCITA - OUTPUT TECHNICAL DATA

Modello Model	SSR08-10480A	SSR08-10480AS	SSR08-25480AS SSR08-25480CS	SSR08-40480A
Tensione nominale Nominal voltage	480 VAC	480 VAC	480 VAC	480 VAC
Range tensione di carico Load voltage range	48-480 VAC	48-480 VAC	48-480 VAC	48-480 VAC
Picco ripetitivo allo stato di OFF Repetitive peak off-state voltage	800 VAC	800 VAC	800 VAC	800 VAC
Corrente uscita Output current	10A	10A	25A	40A



DATI TECNICI USCITA - OUTPUT TECHNICAL DATA

Modello Model	SSR08-10480A	SSR08-10480AS	SSR08-25480AS SSR08-25480CS	SSR08-40480A
Corrente di spunto non ripetitiva Non repetitive surge peak on state current, $t=10ms$	83A	160 A	300 A	400 A
I ² t per scelta fusibile I ² t rating - $t=10ms$	41 A ² S	144 A ² S	510 A ² S	880 A ² S
Tempo critico salita tensione allo stato di off dv/dt Critical rate of rise of off-state voltage dv/dt	200 V/μS	400 V/μS	300 V/μS	500 V/μS
Caduta tensione in uscita Output voltage drop	1,6 VAC	1,6 VAC	1,6 VAC	1,6 VAC
Perdita di corrente allo stato di off Off-stage leakage current	10 mA	10 mA	10 mA	10 mA
Corrente minima di funzionamento Minimum working current	100 mA	150 mA	75 mA	120 mA

DATI TECNICI USCITA - OUTPUT TECHNICAL DATA

Modello Model	SSR08-40480AS SSR08-40480CS	SSR08-50240AS SSR08-50240CS	SSR08-50660AS SSR08-50660CS	SSR08-75240CS SSR08-75240AS	SSR08-75660AS SSR08-75660CS
Tensione nominale Nominal voltage	480 VAC	240 VAC	600 VAC	240 VAC	600 VAC
Range tensione di carico Load voltage range	48-480 VAC	24-280 VAC	48-660 VAC	24-280 VAC	48-660 VAC
Picco ripetitivo allo stato di OFF Repetitive peak off-state voltage	800 VAC	600 VAC	1200 VAC	600 VAC	1200 VAC
Corrente uscita Output current	40 A	50 A	50 A	75 A	75 A
Corrente di spunto non ripetitiva Non repetitive surge peak on state current, $t=10ms$	800 A	520 A	520 A	750 A	750 A
I ² t per scelta fusibile I ² t rating, $t=10ms$	1745 A ² S	1350 A ² S	1350 A ² S	2812 A ² S	2812 A ² S
Tempo critico salita tensione allo stato di off dv/dt Critical rate of rise of off-state voltage dv/dt	500 V/μS	1000 V/μS	1000 V/μS	1000 V/μS	1000 V/μS
Caduta tensione in uscita Output voltage drop	1,6 VAC	1,6 VAC	1,6 VAC	1,6 VAC	1,6 VAC
Perdita di corrente allo stato di off Off-stage leakage current	10 mA	10 mA	10 mA	10 mA	10 mA
Corrente minima di funzionamento Minimum working current	250 mA	250 mA	250 mA	250 mA	250 mA

DATI TECNICI USCITA - OUTPUT TECHNICAL DATA

Modello Model	SSR08-90240CS SSR08-90240AS	SSR08-90660CS SSR08-90660AS	SSR08-125240CS SSR08-125240AS	SSR08-125660AS SSR08-125660CS
Tensione nominale Nominal voltage	240 VAC	600 VAC	240 VAC	600 VAC
Range tensione di carico Load voltage range	24-280 VAC	48-660 VAC	24-280 VAC	48-660 VAC
Picco ripetitivo allo stato di OFF Repetitive peak off-state voltage	600 VAC	1200 VAC	600 VAC	1200 VAC
Corrente uscita Output current	90 A	90 A	125 A	125 A
Corrente di spunto non ripetitiva Non repetitive surge peak on state current, $t=10ms$	1000 A	1000 V	1150 A	1150 A
I ² t per scelta fusibile I ² t rating - $t=10ms$	5000 A ² S	5000 A ² S	6600 A ² S	6600 A ² S
Tempo critico salita tensione allo stato di off dv/dt Critical rate of rise of off-state voltage dv/dt	1000 V/μS	1000 V/μS	1000 V/μS	1000 V/μS
Caduta tensione in uscita Output voltage drop	1,6 VAC	1,6 VAC	1,8 VAC	1,8 VAC



DATI TECNICI USCITA - OUTPUT TECHNICAL DATA

Modello Model	SSR08-90240CS SSR08-90240AS	SSR08-90660CS SSR08-90660AS	SSR08-125240CS SSR08-125240AS	SSR08-125660AS SSR08-125660CS
Perdita di corrente allo stato di off <i>Off-stage leakage current</i>	10 mA	10 mA	10 mA	10 mA
Corrente minima di funzionamento <i>Minimum working current</i>	10 mA	10 mA	10 mA	10 mA

DATI TECNICI ENTRATA - INPUT TECHNICAL DATA

Modello Model	SSR08-10480A SSR08-10480AS SSR08-25480AS	SSR08-40480A SSR08-40480AS SSR08-50240AS SSR08-50660AS	SSR08-75240AS SSR08-75660AS	SSR08-25480CS SSR08-40480CS SSR08-50240CS SSR08-75240CS SSR08-75660CS	SSR08-50660CS
Tensione ingresso <i>Input voltage</i>	3-32 VDC	3-32 VDC	4-32 VDC	90-280 VAC	90-280 VAC
Corrente di pilotaggio <i>Control current range</i>	6-25 mA	6-25 mA	16-28 mA	8-24 mA	4-12 mA
Tensione di innesco <i>Control pick-up voltage</i>	3 VDC	3 VDC	4 VDC	90 VAC	90 VAC
Tensione di disinnesco <i>Control drop-out voltage</i>	1 VDC	1 VDC	1 VDC	10 VAC	10 VAC

DATI TECNICI ENTRATA - INPUT TECHNICAL DATA

Modello Model	SSR08-90240AS SSR08-125240AS SSR08-90660AS SSR08-125660AS	SSR08-90240CS SSR08-125240CS SSR08-90660CS SSR08-125660CS
Tensione ingresso <i>Input voltage</i>	4 - 32 VDC	90 - 280 VDC
Corrente di pilotaggio <i>Control current range</i>	6 - 30 mA	8 - 25 mA
Tensione di innesco <i>Control pick-up voltage</i>	4 VDC	90 VDC
Tensione di disinnesco <i>Control drop-out voltage</i>	1 VDC	10 VDC

DATI TECNICI ENTRATA/USCITA - INPUT/OUTPUT TECHNICAL DATA

Modello Model	SSR08-10480A SSR08-10480AS SSR08-25480AS	SSR08-40480A SSR08-40480AS SSR08-50240AS	SSR08-50660AS SSR08-75240AS SSR08-75660AS	SSR08-25480CS SSR08-40480CS SSR08-50240CS	SSR08-50660CS SSR08-75240CS SSR08-75660CS
Massimo ritardo chiusura per commutazione zero crossing <i>Maximum closing delay for zero crossing commutation</i>	10 ms	10 ms	10 ms	40 ms	40 ms
Massimo ritardo apertura per commutazione zero crossing-istantanea <i>Maximum opening delay for zero crossing-istant commutation</i>	10 ms	10 ms	10 ms	80 ms	80 ms
Isolamento <i>Isolation voltage</i>	4000 V	4000 V	4000 V	4000 V	4000 V

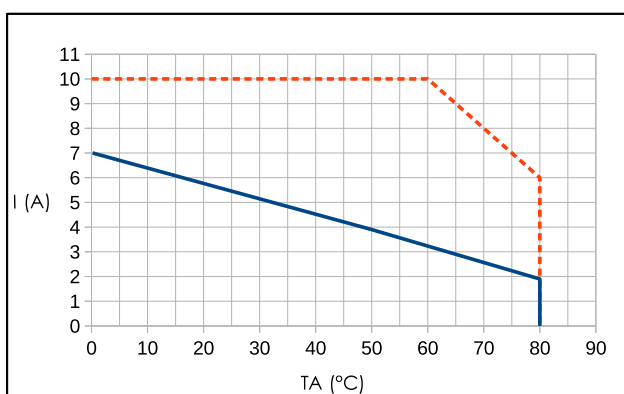


DATI TECNICI ENTRATA/USCITA - INPUT/OUTPUT TECHNICAL DATA

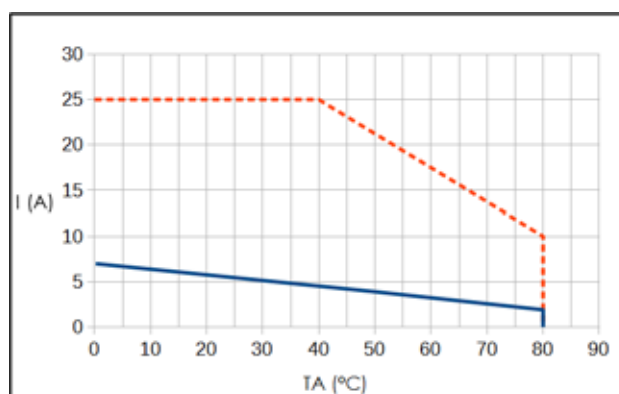
Modello Model	SSR08-90240AS SSR08-125240AS SSR08-90660AS SSR08-125660AS	SSR08-90240CS SSR08-125240CS SSR08-90660CS SSR08-125660CS
Massimo ritardo chiusura per commutazione zero crossing <i>Maximum closing delay for zero crossing commutation</i>	10 ms	40 ms
Massimo ritardo apertura per commutazione zero crossing-istantanea <i>Maximum opening delay for zero crossing-istant commutation</i>	10 ms	80 ms
Isolamento <i>Isolation voltage</i>	4000 V	4000 V

CURVE DI DI DERATING - DERATING CURVES

SSR08 10 A



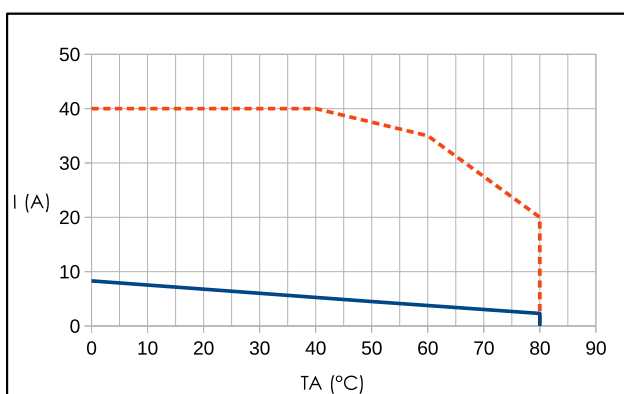
SSR08 25 A



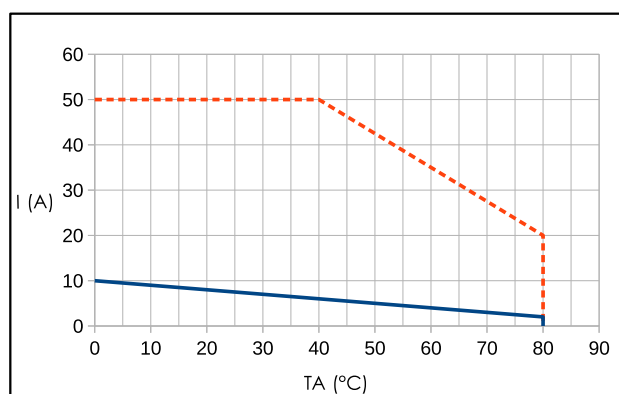
— Aria libera / Free air
----- Con dissipatore (Heat sink (3 °C/W)

— Aria libera / Free air
----- Con dissipatore (Heat sink (2 °C/W)

SSR08 40 A



SSR08 50 A

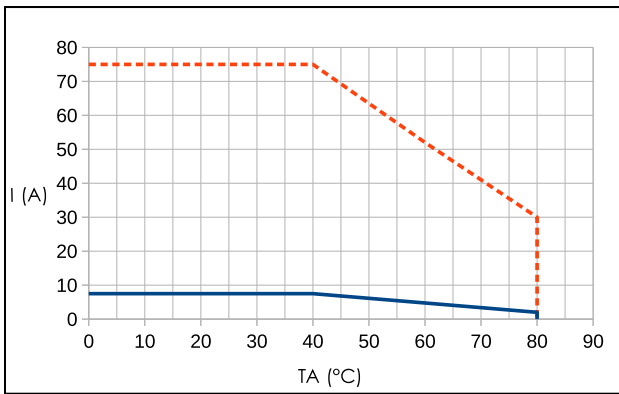


— Aria libera / Free air
----- Con dissipatore (Heat sink (0,9 °C/W)

— Aria libera / Free air
----- Con dissipatore (Heat sink (0,9 °C/W)

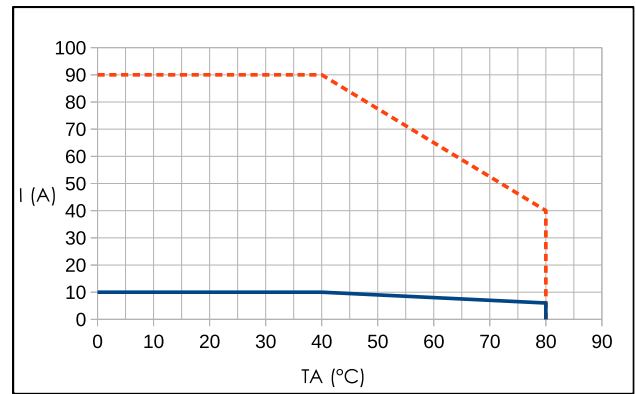


SSR08 75 A



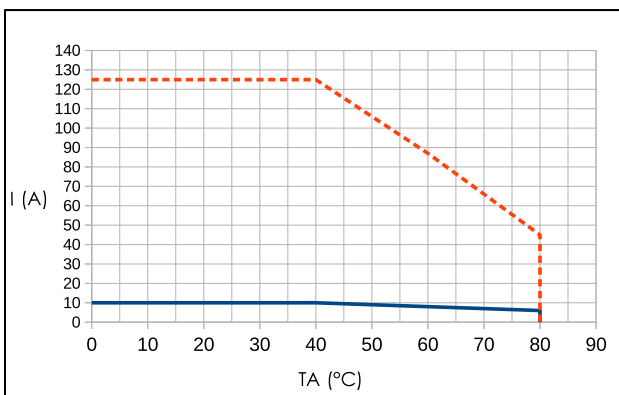
— Aria libera / Free air
- - - Con dissipatore (Heat sink (0,7 °C/W)

SSR08 90 A



— Aria libera / Free air
- - - Con dissipatore (Heat sink (0,5 °C/W)

SSR08 125 A



— Aria libera / Free air
- - - Con dissipatore (Heat sink (0,45 °C/W)

SCHEMA DI COLLEGAMENTO / WIRING DIAGRAM

