

V26, K2.8/K5.6

Pendent Open Foam Nozzle

V2601 and V2603



SEE VICTAULIC PUBLICATION 10.01 FOR DETAILS



FOAM NOZZLE

Model V26 Pendent Foam Nozzles are most typically used with various foam compounds such as A.F.F.F., Fluoroprotein, Protein and Alcohol type foam liquids for the extinguishment and/or control of hydrocarbon based, polar solvents, and other flammable liquid fires.

Model 26 Foam Nozzles are available in both 3/8" and 1/2" nominal orifice sizes and have a 1/2" NPT male thread. The Foam Nozzle is available in the open style for use with deluge systems. The activation of the deluge valve causes the discharge of foam solution onto the floor in a parabolic shaped discharge pattern.

TECHNICAL SPECIFICATIONS:

- Models:** V2601 and V2603
- Style:** Pendent Foam Nozzle
- Nominal Orifice Size:** See chart on page 2.
- K-Factor:** See chart on page 2.
- Nominal Thread Size:** See chart on page 2.
- Max. Working Pressure:** 175 psi/1200 kPa
- Min. Recommended Operating Pressure:** 15 psi/103 kPa

MATERIAL SPECIFICATIONS

- Frame:** Bronze
- Deflector:** Brass
- Screw:** Brass
- Screen Mesh:** Stainless Steel
- Mounting Plate:** Stainless Steel
- Retaining Ring:** Stainless Steel

ACCESSORIES

- Installation Wrench:**
 - Model V26 Foam Nozzle Wrench fits all V26 Series frames.

- Finishes:**
 - Plain

For cabinets and other accessories refer to separate sheet.

JOB/OWNER	CONTRACTOR	ENGINEER
System No. _____	Submitted By _____	Spec Sect _____ Para _____
Location _____	Date _____	Approved _____
		Date _____

V26, K2.8/K5.6

Pendent Open Foam Nozzle

V2601 and V2603

APPROVALS/LISTINGS

Model	Orifice Size	Thread Size	Nominal K-Factor	Dimensions Inches (Length 5 Width) mm
	Inches mm	Inches mm	Imperial S.I. [^]	
V2601	3/8	1/2	2.8	2 1/2 x 3 1/4 64 x 87
	10	13	4.0	
V2603	1/2	1/2	5.6	
	13	13	8.1	

‡ Listings and approval as of printing.

^ For K-Factor when pressure is measured in Bar, multiply S.I. units by 10.

ORDERING INFORMATION




Please specify the following when ordering:

Sprinkler Model Number	
K-Factor	
Quantity	
Sprinkler Finish	



WARNING

⚠ **WARNING**

- Always read and understand installation, care, and maintenance instructions, supplied with each box of sprinklers, before proceeding with installation of any sprinklers.
- Always wear safety glasses and foot protection.
- Depressurize and drain the piping system before attempting to install, remove, or adjust any Victaulic piping products.
- Installation rules, especially those governing obstruction, must be strictly followed.
- Painting, plating, or any re-coating of sprinklers (other than that supplied by Victaulic) is not allowed.

Failure to follow these instructions could result in serious personal injury and/or property damage.

The owner is responsible for maintaining the fire protection system and devices in proper operating condition. For minimum maintenance and inspection requirements, refer to the current National Fire Protection Association pamphlet that describes care and maintenance of sprinkler systems. In addition, the authority having jurisdiction may have additional maintenance, testing, and inspection requirements that must be followed.

If you need additional copies of this publication, or if you have any questions about the safe installation of this product, contact Victaulic World Headquarters: P.O. Box 31, Easton, Pennsylvania 18044-0031 USA, Telephone: 001-610-559-3300.

V26, K2.8/K5.6

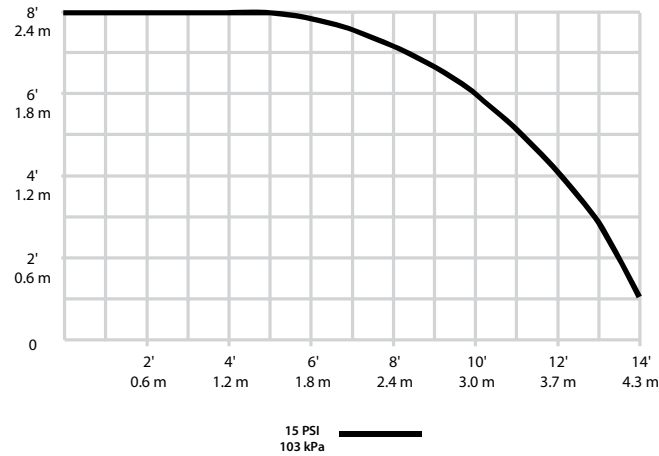
Pendent Open Foam Nozzle

V2601 and V2603

DISTRIBUTION PATTERNS

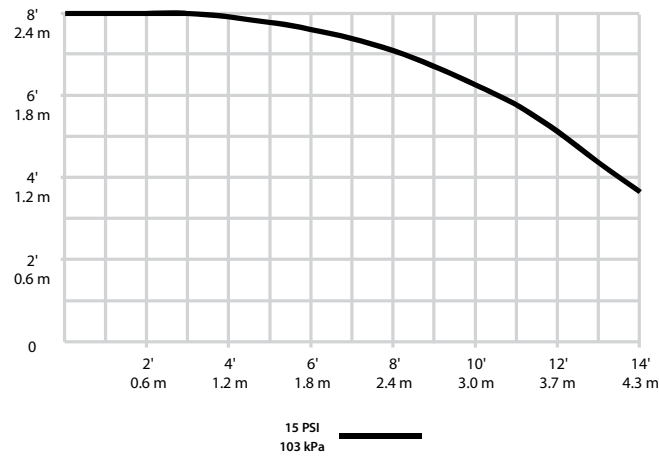
Models V2601

K2.8 Pendent Foam Nozzle Distribution Pattern – Trajectory



Models V2603

K5.6 Pendent Foam Nozzle Distribution Pattern – Trajectory



NOTES:

1. Data shown is approximate and can vary due to differences in installation.
2. These graphs illustrate approximate trajectories, floor-wetting, and wall-wetting patterns for these specific Victaulic FireLock Automatic Sprinklers. They are provided as information for guidance in avoiding obstructions to sprinklers and should not be used as minimum sprinkler spacing rules for installation. Refer to the appropriate NFPA National Fire Code and the authority having jurisdiction for specific information regarding obstructions, spacing limitations and area of coverage requirements. Failure to follow these guidelines could adversely affect the performance of the sprinkler and will void all Listings, Approvals and Warranties.
3. All patterns are symmetrical to the centerline of the waterway.