

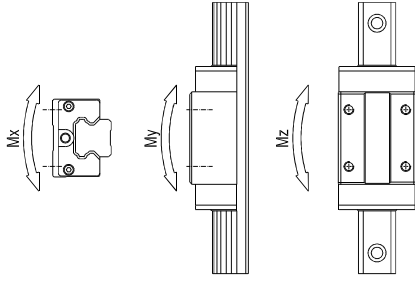
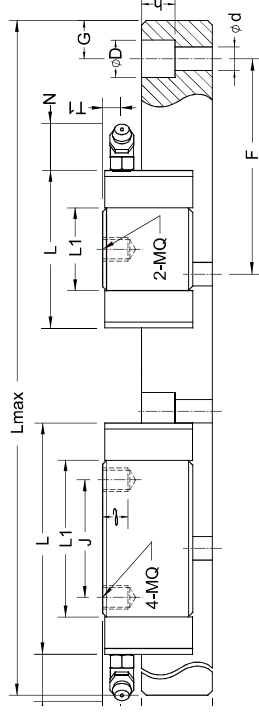
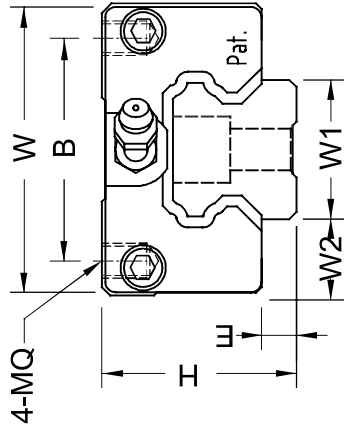


1.30.2 BRC-SU/UO, BRD-SU/UO



線性滑軌



型號	組合尺寸 (mm)				滑座尺寸 (mm)						滑軌尺寸 (mm)					
	H	W	W2	E	L	BxJ	MQxL	L1	油孔	T1	(N)	W1	H1	F	dx	dxh
BRC15U0					66	26x26		40								
BRD15U0	24	34	9.5	4.6	56		M4x5.6		$\phi 3$	4.3	5	15	14	60	4.5x7.5x5.8	
BRC15SU					47.6	26x-		21.6								
BRD15SU					37.6											
BRC20U0					77.8	32x32		48.8	M6x1	5	15.6	20	18	60	6x9.5x9.0	
BRD20U0	28	42	11	5	67.8		M5x6.4									
BRC20SU					57	32x-		28								
BRD20SU					47											
BRC25U0					88	35x35		57	M6x1	4.8	15.6	23	22	60	7x11x9.5	
BRD25U0	33	48	12.5	7	78		M6x8									
BRC25SU					62.5	35x-		31.5								
BRD25SU					52.5											
BRC30U0					109	40x40		72	M6x1	7	15.6	28	26	80	9x14x12.5	
BRD30U0	42	60	16	9	99		M8x11.5									
BRC30SU					75.6	40x-		38.6								
BRD30SU					65.6											
BRD35U0	48	70	18	9.5	109	50x50		80	M6x1	8	15.6	34	29	80	9x14x12.5	
BRD35SU					74.7	50x-		45.7								
BRD45U0	60	86	20.5	14	138.2	60x60		105	M8x1	8.5	16	45	38	105	14x20x17.5	

型號	參考資料 (mm)		基本荷重 (Kgf)	容許靜力矩 (Kgf·m)			重量		
	Lmax	G		Mx	My	Mz	滑塊 (Kg)	滑軌 (Kg/m)	
BRC15U0			850	1350	10.1	6.8	6.8	0.17	
BRD15U0	4000	20	520	680	5.1	1.8	1.8	0.1	1.4
BRC15SU									
BRD15SU									
BRC20U0			1400	2400	24	14.6	14.6	0.26	2.6
BRD20U0	4000	20	950	1400	7	4.9	4.9	0.17	
BRC20SU									
BRD20SU									
BRC25U0			1950	3200	36.8	22.8	22.8	0.38	3.6
BRD25U0	4000	20	1250	1750	17.5	6.9	6.9	0.21	
BRC25SU									
BRD25SU									
BRC30U0			2850	4800	67.2	43.2	43.2	0.81	5.2
BRD30U0	4000	20	1750	2400	33.6	11.6	11.6	0.48	
BRC30SU									
BRD30SU									
BRD35U0	4000	20	3850	6200	105.4	62	62	1.2	7.2
BRD35SU	4000	20	2500	3650	62.1	20.9	20.9	0.8	
BRD45U0	4000	22.5	6500	10500	236.3	137.8	137.8	2.1	12.3

注: BRD5 與 BR45 並無裝配自動油杯