
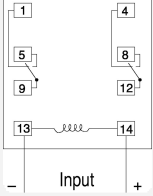
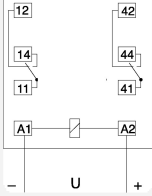
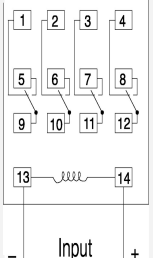
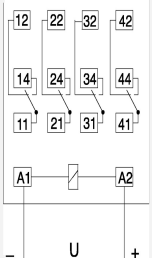


	Description	Contact Rating	Wiring Diagrams		Coil Voltage	Cat. No. ★ ‡	
			U.S./Canada	International			
	2PDT 2-Pole 2 Form C Contacts: 10 A = AgNi Contacts	10 A C300 R300 Low energy rating; (10V, 10 mA) 100 mW			12V DC	700-HC22Z12	
					24V DC	700-HC22Z24	
					24V AC	700-HC22A24	
					120V AC	700-HC22A1	
					240V AC	700-HC22A2	
		4PDT 4-Pole 4 Form C Contacts: 7A = AgNiAu Gold Plated Contacts	7 A Low energy rating; (5V, 10 mA or 25V, 2 mA) 50 mW			6V AC	700-HC14A06
						12V AC	700-HC14A12
						24V AC	700-HC14A24
						120V AC	700-HC14A1
						240V AC	700-HC14A2
		4PDT 4-Pole 4 Form C Contacts: 7A = AgNi Silver Contacts	7 A C300 R300 Low energy rating; (10V, 10 mA) 100 mW			6V DC	700-HC14Z06
						12V DC	700-HC14Z12
						24V DC	700-HC14Z24
						48V DC	700-HC14Z48
						110V DC	700-HC14Z1
					6V AC	700-HC24A06	
					12V AC	700-HC24A12	
					24V AC	700-HC24A24	
					120V AC	700-HC24A1	
					240V AC	700-HC24A2	
					6V DC	700-HC24Z06	
					12V DC	700-HC24Z12	
					24V DC	700-HC24Z24	
				700-HN103	48V DC	700-HC24Z48	
			700-HN128	700-HN104	110V DC	700-HC24Z1	

* LED Option: Add suffix (-4) to the selected Bulletin 700-HC Relay Cat. No. except for the 240V AC units, add (-4L).

‡ Push-to-Test and LED Option: Add suffix (-3-4) to the selected Bulletin 700-HC Relay Cat. No., except for the 240V AC units, add (-3-4L).

Accessories