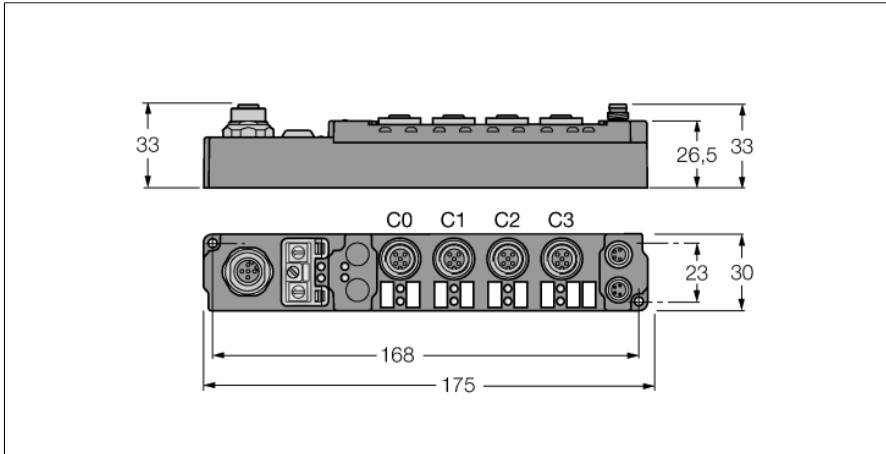
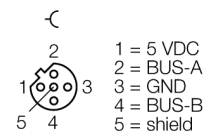


**piconet stand-alone module for PROFIBUS-DP**  
**8 Digital Outputs 2 A (4 A in Total)**  
**SDPB-0008D-0003**

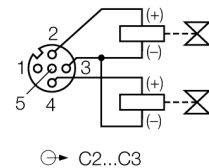


- Configuration interface
- Parameterizable functions
- Supported via I/O-ASSISTANT 2
- Direct connection to the fieldbus
- Fibre-glass reinforced housing
- Shock and vibration tested
- Encapsulated module electronics
- Metal connector
- Degree of protection IP67

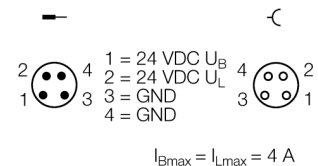
**M12 × 1 Fieldbus**



**M12 × 1 Output**



**M8 × 1 Power Supply**



<b>Type designation</b>	SDPB-0008D-0003
Ident no.	6824063
<b>Number of channels</b>	8
Operating / load voltage	20...29 VDC
Operating current	≤ 90 mA
<b>Fieldbus transmission rate</b>	9.6 kbps ... 12 Mbps
Fieldbus addressing	0 to 99
Service interface	parameterisation via I/O-ASSISTANT
Electrical isolation	Fieldbus to operational voltage
<b>Number of channels</b>	8 digital outputs acc. to EN 61131-2
Output voltage	20...29 VDC from load voltage
Output current per channel	2 A (Σ 4 A), short-circuit proof
Load type	resistive, inductive, lamp load
Switching frequency	≤ 500 Hz
Simultaneity factor	0.25
<b>Dimensions (W x L x H)</b>	30 x 175 x 26.5 mm
Vibration test	Acc. to EN 60068-2-6
Shock test	acc. to DIN EN 60068-2-27
Electromagnetic compatibility	Acc. to EN 61000-6-2/EN 61000-6-4
Protection class	IP67
Approvals	CE, cULus

**piconet stand-alone module for PROFIBUS-DP**  
**8 Digital Outputs 2 A (4 A in Total)**  
**SDPB-0008D-0003**

Data in process image

		Bit 7	Bit 6	Bit 5	Bit 4	Bit 3	Bit 2	Bit 1	Bit 0
<b>Output</b>	<b>Byte 0 (M8)</b>	C7P4	C6P4	C5P4	C4P4	C3P4	C2P4	C1P4	C0P4
	<b>Byte 0 (M12)</b>	C3P2	C3P4	C2P2	C2P4	C1P2	C1P4	C0P2	C0P4

C... = Connector No., P... = Pin No.